

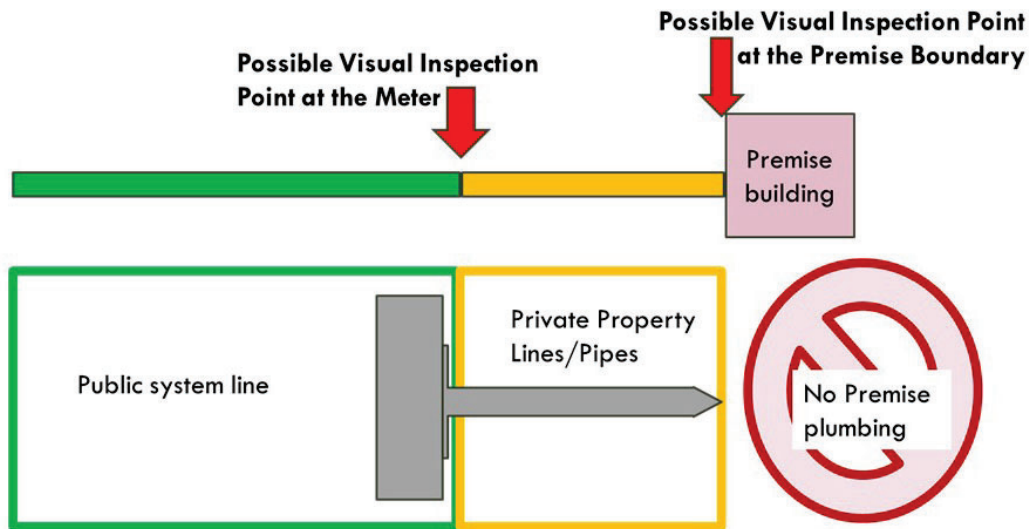
## Customer Service Line Material Identification Guide

### What are Water Service Lines and what materials could you have on your property?

A water service line is the pipe that carries water underground from a water main or well into a building. Water service lines can be made of a variety of materials: copper, plastic, galvanized or lead. The service line could also be a mix of several types, especially if repairs have been made to the line at different times in the building's history.

### Who owns the water service lines?

The water utility owns the public pipes that lead up to the what the property title determines is a private water line. In New Mexico, that is usually the property line. The image below indicates what your water service line might look like and the points you may visually inspect to determine the materials of the water pipe.







### Instructions on How to Determine your Pipe Material and Fill Out the Customer Survey

You may access this video guide on how to determine service line material in your premise: <https://www.youtube.com/watch?v=PcO5FCE9Vfw>

1. Determine when your home was built and write it down in the survey.  
**Homes built before 1987 might have lead plumbing.** You can search the county assessor's office records or ask your clients to look at their property records to determine your home's build date.
2. Locate where your water pipe enters your building.  
The incoming water service in your home may come up from the basement floor or out of a wall in the basement. If you have a crawlspace, it will come out of the floor. If your house is on a slab, it will come up through the main floor, typically in a utility closet.

3. Do a scratch test on the water pipe you have identified.
  - Use a key or coin to scratch the pipe close to where it enters the house through the wall or floor.
  - If the pipe is painted, gently sand or scrape the paint away first to expose the metal.
  - What color is the pipe underneath?
  - If it is shiny and orange like a penny, you do not have a lead service line in your home.
  - If the pipe is grey, you may have a lead service line.
  
4. Do a magnet test.
  - Hold a magnet to your pipe.
  - If a magnet will stick, you have a steel service line.
  - You may also have plastic pipe which may be red, blue, black, or white. The magnet will not stick.
  - If a magnet won't stick, and it is not obviously plastic, you may have a lead service line.
  
5. Use the chart below to determine the material.

<b>What Does Your Service Line Look Like?</b>	
<b>COPPER</b>	 <p><b>Dull brown or greenish:</b> A magnet will not stick to a copper pipe. Scratch the pipe with a screwdriver or coin. If the scraped area is copper in color, like a penny, your service line is copper.</p>
<b>GALVANIZED STEEL</b>	 <p><b>Grey or silver:</b> A magnet will stick to a galvanized steel service line. If you scratch the pipe, it will remain a dull gray.</p>
<b>Plastic</b>	 <p><b>Red, blue, black, or white:</b> A magnet will not stick to a plastic pipe. A scratch test is not needed.</p>
<b>Lead</b>	 <p><b>Grey or silver:</b> A magnet will not stick to a lead pipe. Scratch the pipe with a screwdriver or coin. If the scraped area is shiny silver and flakes off, the service line is lead.</p>

Use this guide to identify what material your service line is made of.

**6. Determine if you have a lead line.**

- **IF THE PIPE REVEALS A DULL SILVER-GRAY COLOR WHEN SCRATCHED, AND IT IS NOT MAGNETIC, THE PIPE IS LIKELY MADE OF LEAD.**

**7. If you are unable to use the above methods** to determine the pipe material, here are some alternatives:

- Purchase an EPA-recognized lead swab kit online or at a home improvement store. These kits test the pipe material, not the water inside the pipes. Provide pictures of the plumbing line tested and color change results to your water provider.
- Ask a licensed plumber to inspect your pipes and determine the material type. Provide a copy of the inspection report to your water provider.

**Questions or concerns? Please contact:**  
*Village of Taos Ski Valley Office: Marlene S.*

Phone: 575-776-8220 ext. 5

Email Address: [msalazar@vtsv.org](mailto:msalazar@vtsv.org)

Mailing Address: PO Box 100 TSV, NM 87525